

# 8' Retractable Stand

Setting Up Your Red Carpet Experience is Minutes Away!




OUR 8' RETRACTABLE STAND IS SOLD WITH OUR JUNIOR, GOLD AND PLATINUM PROFESSIONAL PACKAGES. THE STAND CAN FIT CUSTOM SIZE BACKDROPS UP 8' WIDE AND 8' TALL.


Hardware include:



1 Assemble the telescopic uprights and the feet using the supplied screws and screwdriver.



2 Align mounting holes to face the flat sides of the feet.




3 **DO NOT** assemble top and bottom poles. Assemble the top and bottom poles respectively. Top and bottom poles can be identified by stickers near shaped ends.




4 Attach the bottom pole to one of the uprights as shown above, tighten up the thumb screw.



5 Attach the top pole to one of the upright as shown above, tighten up the thumb screw.



6 Slide the graphic over the loose ends of top and bottom poles as shown above.



7 Tighten up the thumb screw to make sure the top and bottom poles are securely assembled.



Adjust the height of the telescopic uprights to get good tension of the graphic.